

FM-DI Field Microscope

Dual-illumination Handheld Optical Microscope for Fiber Inspection



Key Features

- Rugged, ergonomic design for field use
- LED illumination for 100,000+ hour life
- Coaxial illumination for the highest level of detail
- Oblique illumination for superior view of fiber end face cleanliness and core condition
- Integrated laser safety filter

FM-DI Field Microscope

The FM-DI-series microscopes provide **dual-illumination, both coaxial and oblique**, to produce the highest-quality image detail and superior view of fiber end face cleanliness and core condition. It is available in 100 or 200X magnification models that use energy-efficient light emitting diode (LED) illumination to provide 100,000+ hours of lamp life. The rubber boot provides a slip-resistant grip; while the built-in laser safety filter provides a high level of attenuation at the most common wavelengths for accidental viewing of live fiber. Its durability, ergonomic design, optical performance, and ease-of-use make it the optical instrument of choice for viewing fiber terminations in the field.


FM-DI microscopes use FMAE-series adapters that let users inspect various connector types. They are also compatible with the FMA-series adapters with the FMAE-CA1 or FMAE-CA2 coupler ring.

Applications

- Inspect patch cord (male) side of fiber interconnect
- Inspect various connector types with a wide selection of interchangeable adapters

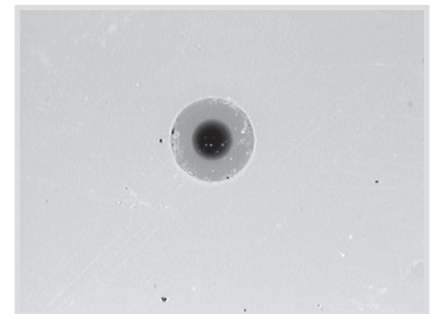
Coaxial Illumination

Coaxial illumination provides the most critical view of fiber end face conditions while maximizing details. In this method, light travels along the same axis as the sample inserted, producing a highly detailed image of fine scratches and contamination.



Oblique Illumination

Oblique illumination causes the light from the white LED to hit the fiber end face at an angle, making the core clearly visible, providing users with an easy and ready view of surface debris or contamination. It limits the scratches seen on the ferrule, allowing technicians to polish to a low loss level and to avoid over-polishing.



FMAE Adapters



FMAE-U12 Inspects Universal 1.25 mm patch cords



FMAE-U25 Inspects Universal 2.5 mm patch cords



FMAE-MTP Inspects MTP® (multi-fiber) patch cords



Laser Safety

JDSU fiber microscopes include a laser safety feature to help prevent damage to the eye if a user accidentally views live fiber. Under no circumstances should a user purposely view live fiber with any optical microscope, as it poses significant risk of damage to the eye.

FM-DI Specifications

Dimensions	18.5 x 4.8 x 3.0 cm (7.3 x 1.9 x 1.2 in)
Weight	0.21 kg (0.47 lbs)
100X Magnification field-of-view (FOV)	1050 µm
200X Magnification FOV	900 µm
Infrared (IR) attenuation filter	Built-in
Controls	Rocker Switch: I = Oblique; II = Coaxial; OFF
Power source	Three LR44 batteries
LED life	100,000 hours
Warranty	1 yr

Ordering Information

FM-DI100	100X dual-illumination field microscope; 2.5 mm FMAE adapter
FM-DI200	200X dual-illumination field microscope; 2.5 mm FMAE adapter

Test & Measurement Regional Sales

NORTH AMERICA TOLL FREE: 1 866 228 3762 FAX: +1 301 353 9216	LATIN AMERICA TEL: +1 954 688 5660 FAX: +1 954 345 4668	ASIA PACIFIC TEL: +852 2892 0990 FAX: +852 2892 0770	EMEA TEL: +49 7121 86 2222 FAX: +49 7121 86 1222	www.jdsu.com/inspect
---	--	---	---	--